

Polymer Pressure Relief Valve VHS-C



PATENT PENDING



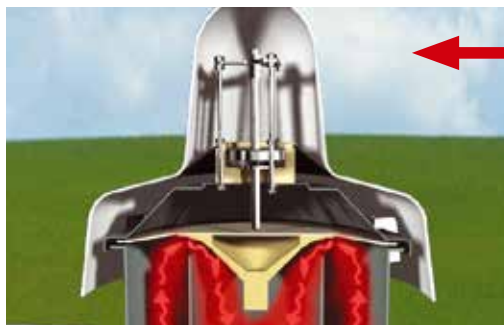
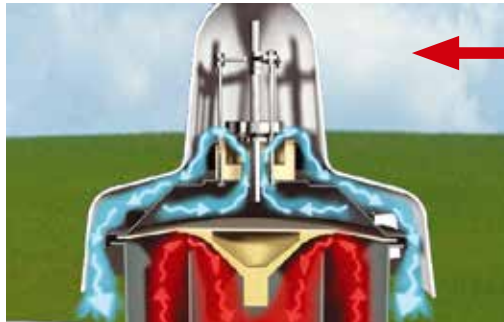
Polymer Pressure Relief Valve VHS-C

SAFETY FOR:



PLANT PEOPLE ENVIRONMENT

VHS Pressure Relief Valves consist of a cylindrically shaped body with flanged connection spigot to the silo, an exhaust outlet spout for duct connection, an elastic diaphragm able to re-establish pressure balance instantaneously, a counterweight kit to keep the valve closed under normal conditions, and a weather protection cover.



Benefits

- ✓ Safety for people, plant and environment
- ✓ Compliance with regulations in force
- ✓ Maximum efficiency, minimum operating costs
- ✓ Quick and easy maintenance
- ✓ Attractive price



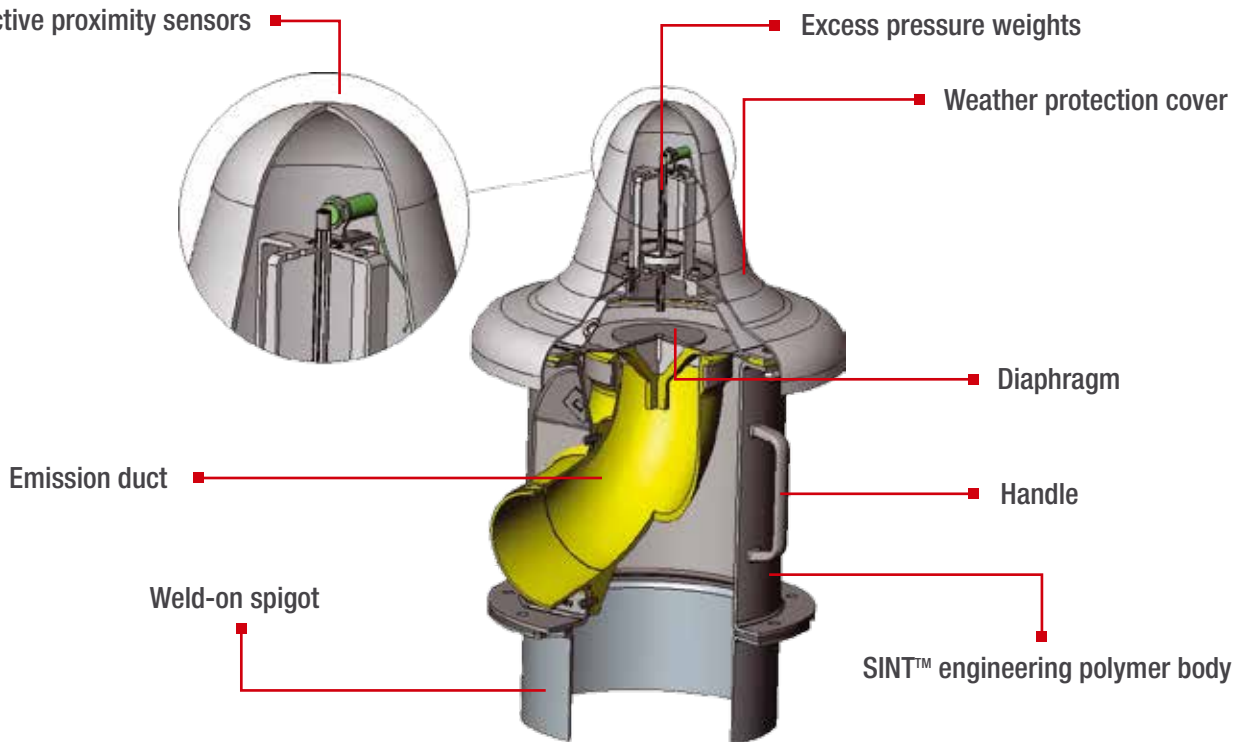
Silo workspace using spring-loaded valve



Silo workspace using VHS valve

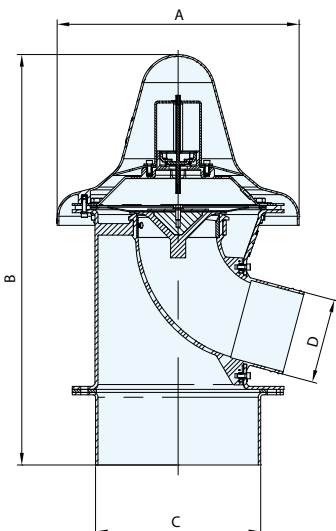
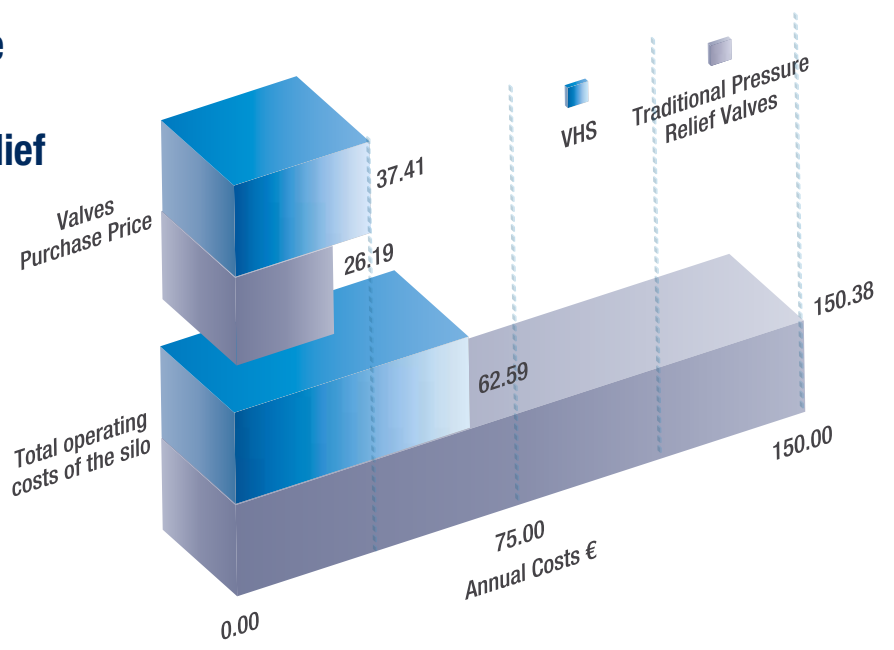
Technical Features and Accessories

Provision for inductive proximity sensors



Comparison between purchase price and management costs of VHS vs Traditional Pressure Relief Valves


The analysis is carried out considering the total costs of the VHS Press Relief Valve equal to 100 (index number). Therefore, the unit costs of a standard press relief valve are referred to the base value = 100 to assess the cost of each operating activity and the total costs compared to the VHS Press Relief Valve.



VHS273	Excess Pressure	Negative Pressure	kg
Standard-type	500 mm H ₂ O	-50 mm H ₂ O*	8.0
Option	300 ~ 800 mm H ₂ O*	-50 mm H ₂ O*	

A	B	C	D
Ø 400 mm	680 mm	Ø 273 mm	Ø 140 mm

Application



06300210 February 2017 Rights reserved to modify technical specifications.



www.wamgroup.com