


Telescopic Loading Bellows ZG - ZH



Telescopic Loading Bellows ZG - ZH

DEVELOPED FOR AN EFFICIENT DUST FREE LOADING OF TANKER AND OPEN ROAD OR RAIL WAGONS

ZG-ZH Loading Bellows are suitable for continuous duty reaching a maximum capacity of 250 m³/h (147 cfm) with 300 mm inlet, and 440 m³/h (260 cfm) with 400 mm inlet.

The unit is built with a flange for dust suction on the upper part, to be connected to a remote dust filtration.

At the lower end they are equipped with a Sealing cone for Tanker Truck loading (ZG) or a dust containing skirt for Open Truck loading (ZH) to prevent dust emission during discharging.

Features



- Inlet diameter:
300 mm (12 in) – 400 mm (16 in)
- Maximum capacity:
250 m³/h (147 cfm) – 440 m³/h (260 cfm)
- Maximum Extension: up to 6 meters (20 ft)
- Hoisting Motor 0.55 kW
- Operating Temperature:
from -40 °C up to 150°C (- 40 up to 300°F)
- 2 off external lifting cables not in contact with material flow extend and retract the loader obstruction and wear-free
- ATEX-version for Zone 20-22 and Zone 20-21 available


Benefits



- ✓ **Excellent dust free loading thanks to the perfect sealing of the bottom cone or dust containing skirt;**
- ✓ **Various construction materials available to fit each application;**
- ✓ **Slack cable and Upper/Lower position limit switches, hoisting drive unit, single or double level indicators are some of the components installed as standard.**




2 Upper Head with Motorization




All moving parts protected from corrosion and shocks. Two single-seat winding pulleys ensure stability and precision in both extension and retraction.

Upper/Lower Position limit switches. Slack-cable device limit switch.

3 Chute Models



"AO" SINGLE BELLOW



"BO" DOUBLE BELLOWS

"AB" SINGLE BELLOW WITH INNER BIG CONES

"BA" DOUBLE BELLOWS WITH INTERNAL STEEL CONES

1 Bottom Outlet Cone with Sint Coating




At the lower end of a loading bellow for closed tanker, a polymer-coated SINT cone with special sealing qualities is provided for dustproof connection to the tanker's hatches.

This cone outlet can be equipped also with an anti-waste device which acts as a dust proof stopper as the loading bellow is being raised.

Accessories



- Electric Panel and Remote Control for automatic loading operation
- Wireless Remote Control with max. operating distance: 100m



Different options of Level Indicator




Spreader used to fill tanker up to maximum level

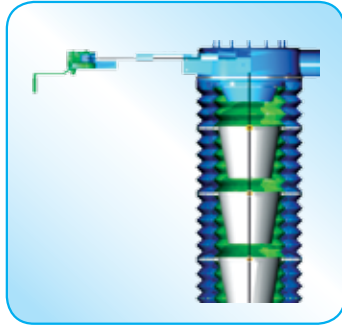


Bottom Closure Cone to prevent any spillage of dust as the Loading Bellows is being raised

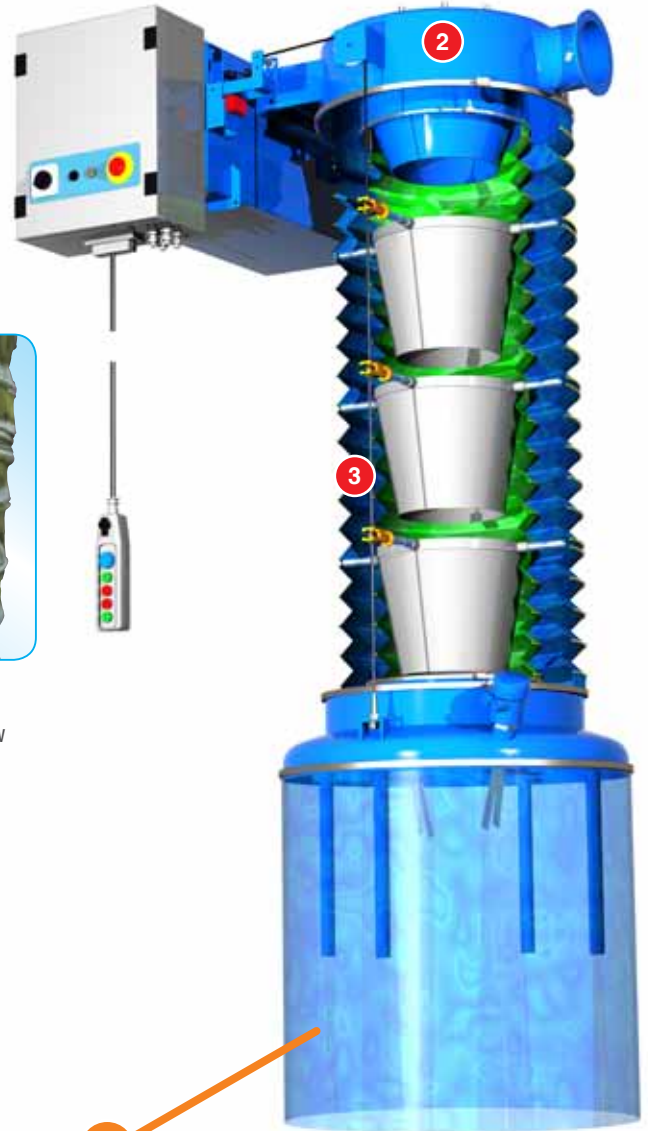
2 Upper Head with Handle Winch



Remote Handle Winch



Attached Handle Winch



HYPALON-NEOPRENE BELLOWS

- Flexible Neoprene bellows coated with Hypalon® offers high resistance to atmospheric agents, abrasion and high temperature, thus making the loader highly durable.

FOOD-GRADE POLYESTER

- Suitable to be in contact with food products
- Antistatic

KEVLAR BELLOWS

- Suitable for high and low temperatures

1 Bottom Outlet Dust containing Skirt



At the lower end of the loading bellow, a special Dust Containing Skirt sealing is provided for settling on the skip or pile to prevent spreading the dust in the environment.

A double level indicator is provided to assure a constant detection of the raising discharging material, allowing an automatic raise of the bellow and keep the skirt always in contact with the piling material preventing the dust to escape.

1



Electric Motovibrator installed at the bottom outlet to aid flow of difficult materials



Pneumatic Bottom Closure Cone



Loading Bellows Positioner



Skirt connected to bottom outlet cone



- Removable Outlet
- Skirt can be easily removed when tanker is loaded

Applications



